

ROCKFACE



Equally at home in both the old- and new-world traditions, RockFace evokes the hand-chiseled elegance of natural limestone. Its mix of large and smaller stones separated by a narrow mortar joint creates a varied, handcrafted look while offering clean, classic lines. Available in three natural, multi-toned color schemes, the system includes panels, corners, ledgers and synthetic mortar. In short, everything you need to achieve the upscale look of crafted stone, without adding excessive weight, time or cost.



Available Colors:



River Ridge



Stormy Sky



Desert Blend

ROCKFACE

Physical Properties*

Rigid, reaction injection molded polyurethane system. Density range from 12 – 14 lbs./cu. ft.

Std. Density**13 lbs**
 Compressive Strength**689 psi**
 Tensile Strength**470 psi**
 Elastic Modulus**17,180 psi**
 Flexural Strength**603 psi**
 Flexural Modulus**31,000 psi**
 Insulation **R-2.5**

Installation

Detailed installation instructions are available from your representative.

Warranty

20-year limited warranty. Details available from your representative.



Romeo RIM, Inc.
 74000 Van Dyke Avenue
 Romeo, Michigan 48065

www.FinishStone.com

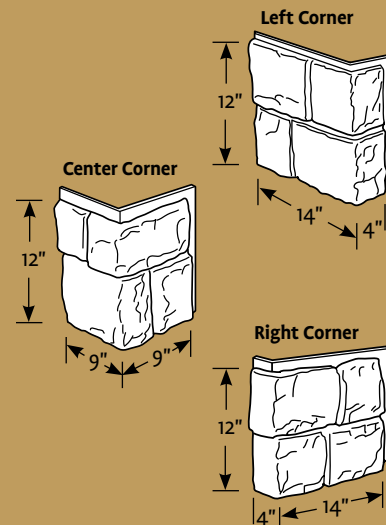
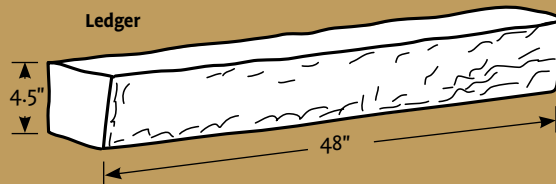
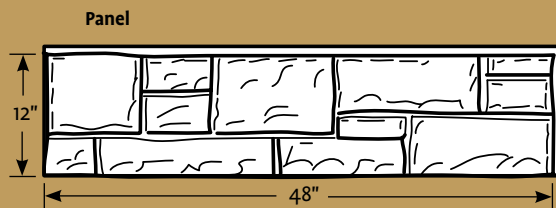
©2009 Romeo RIM, Inc.

FinishStone is a trademark owned by Romeo RIM, Inc.

U.S. Patent Nos. 6,607,683; 7,235,204; 7,306,757
 FinishStone™ panels are made from a technology licensed from Polyrock Technologies. Made in USA.

Note: Colors shown are mechanically reproduced. They may vary from the actual product. Please refer to actual product sample for true color representation.

Building Codes/Fire Safety Information
 Check your local, state and federal ordinances for code requirements on exterior and interior applications.



PRODUCT	DESCRIPTION	SKU/COLOR
---------	-------------	-----------

RockFace Panels 	8 Panels/Ctn. Length 48" Width 12" 32 Sq. Ft./Ctn. 43 Lbs./Ctn.	Z93010001PRR River Ridge
		Z93010001PDB Desert Blend
		Z93010001PSS Stormy Sky

RockFace Corners 	6 Corners/Ctn. Length: 3 Sizes Width: 12" 6 Lin. Ft./Ctn. (Vertical Lin. Ft.) 16 Lbs./Ctn.	Z93110601PRR – 6pc. box River Ridge
		Z93110601PDB – 6pc. box Desert Blend
		Z93110601PSS – 6pc. box Stormy Sky

Ledger 	12 Ledgers/Ctn. Length: 48" Width: 4.5" 48 Lin. Ft./Ctn. 52 Lbs./Ctn.	Z93060001PRR River Ridge
		Z93060001PDB Desert Blend
		Z93060001PSS Stormy Sky

Synthetic Mortar 	Sandy texture in tube 1 tube average coverage: 8 panels 12 Tubes /Ctn. 12 Lbs./Ctn.	N30000001XXG Gray
		N30010001XXB Buff
		N30020001XXT Terra Cotta

--	--	--

*The information and data herein are believed to be accurate and have been compiled from sources believed to be reliable. It is offered for your consideration, investigation and verification. Due to the inherent manufacturing characteristics of polyurethane, product, dimensions and weights are approximate. As with natural stone, colors will vary.